

How to attend Sympa HR webinar?

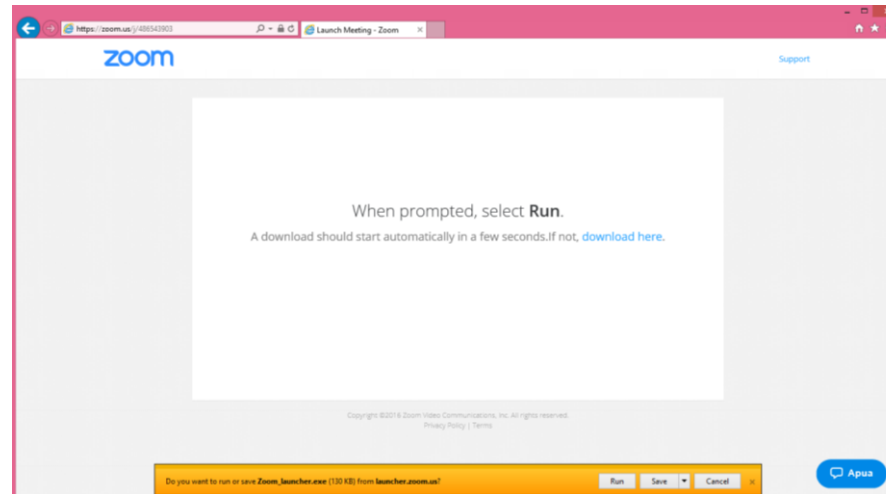
Zoom



Sympa

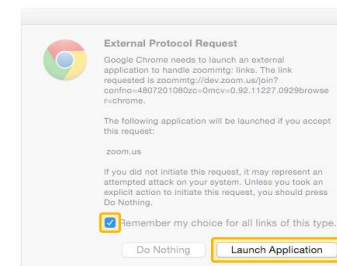
1. Click the link you have received or copy the link to your internet browser.
2. Install Zoom_launcher.exe. NOTE, if you do not have the rights to install the program please let us know and we will contact you some other way.

Click Run/Asenna



OR click Launch Application or download and install the program according the browser's instructions

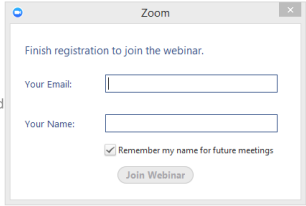
When prompted, select **Launch Application**.



If nothing prompts from browser, [download & run Zoom](#).

3. Write your email and name and click *Join webinar* button.

A download [download here.](#)



Zoom

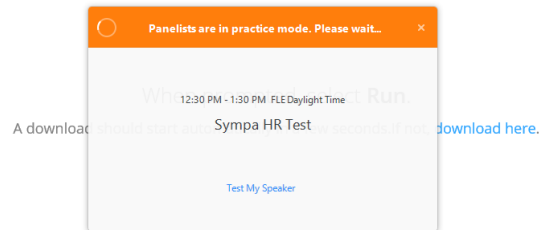
Finish registration to join the webinar.

Your Email:

Your Name:

Remember my name for future meetings

4. Wait for the webinar to start if prompted.



5. Welcome to the webinar!
 - » You can use chat to ask questions. Open chat by clicking the *Chat* button. You can change the size and the location of the chat window by your mouse.

